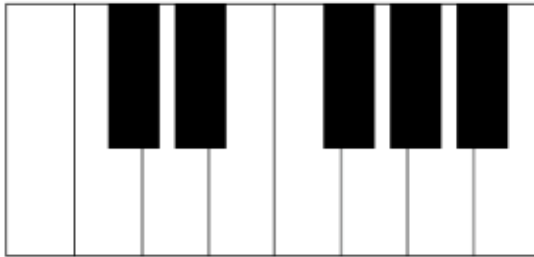


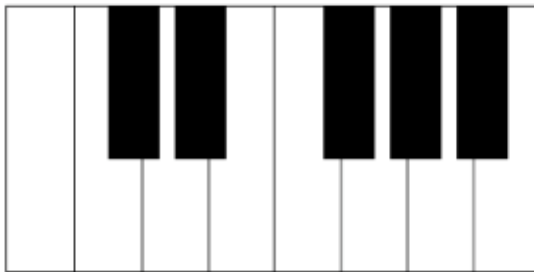


name: _____

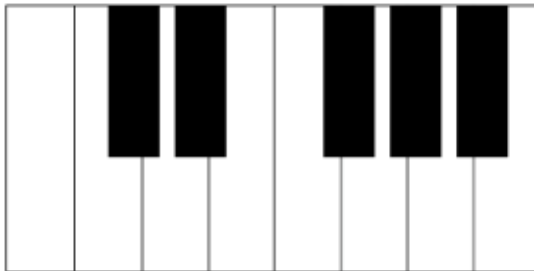


Color the keys you play for each chord the corresponding color!

RED

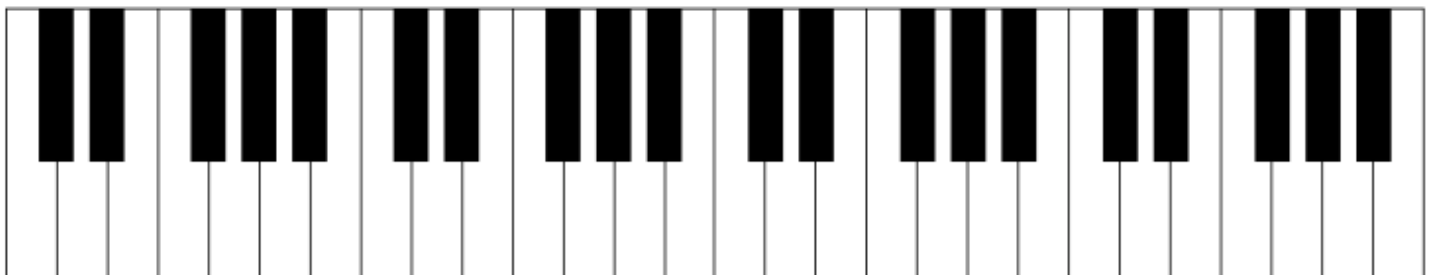


BLUE



YELLOW

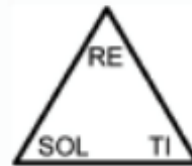
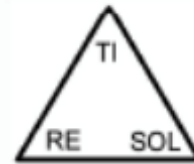
Color the C's RED and the F's BLUE






Name _____

Color Me!



finger numbers

1. Write the finger numbers on each finger.
2. Put red, yellow, and blue colored dots on the fingers that play each color chord.
3. Cut out the hand with scissors if desired.



name: _____

Intervals Are Turtle Shells!



Color the 2nds green!

Color the 3rds purple!

Color the 4ths orange!

Handwriting practice lines for the number 8. The first line is empty. The second line contains two 8s on the top line. The third line contains two 8s on the middle line. The fourth line contains two 8s on the bottom line.

Handwriting practice lines for the number 0. The first line is empty. The second line contains two 0s on the top line. The third line contains two 0s on the middle line. The fourth line contains two 0s on the bottom line.